



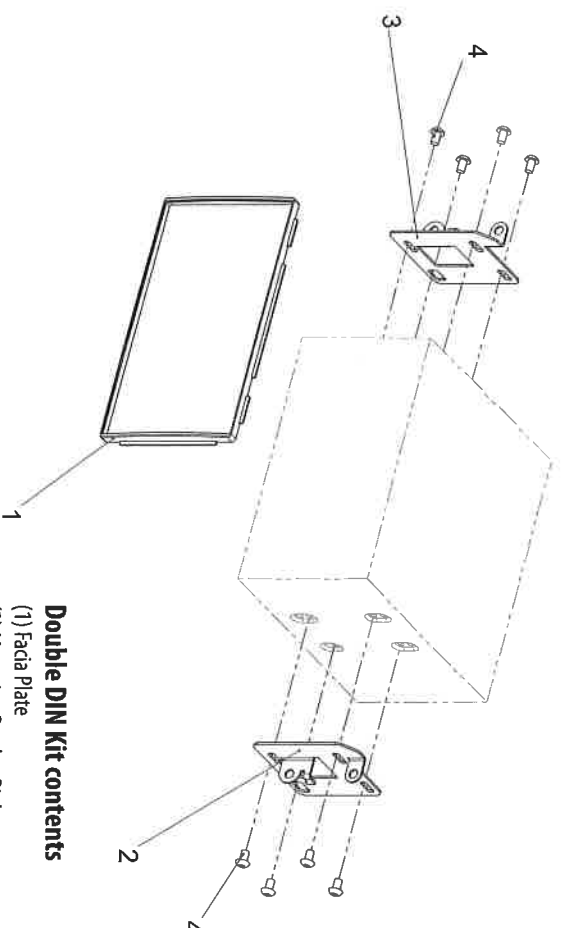
Installation Manual

• Nissan Qashqai (J10) 12/2006->

colour / part-no.:
black: 381210-01


Compatible with these double DIN devices

Double-DIN Navigation



Double DIN Kit contents


- (1) Face Plate
- (2) Mounting Bracket Right
- (3) Mounting Bracket Left
- (4) Flat Headed Screw



1. Undclip and remove panel



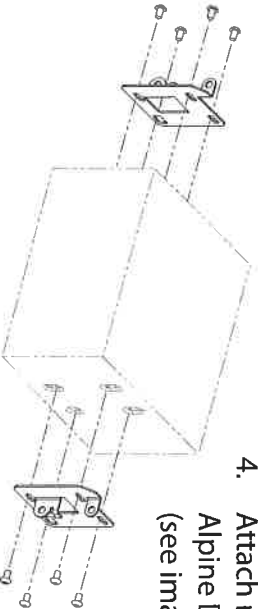
2. Remove OEM head unit



3. Place trim frame on OEM panel
(from behind)



4. Attach mounting brackets to
Alpine Double-DIN Navigation
(see image below)



5. Place double DIN navigation,
connect all required circuit points.
fix it with OEM screws.
Place OEM panel to finish
installation